

# ASN KIDNEYWEEK<sup>2018</sup>

San Diego, CA • Oct 23 – 28

## Preliminary Program

Registration and General  
Housing Open June 6

[www.asn-online.org/KidneyWeek](http://www.asn-online.org/KidneyWeek)

## Preliminary Program

Join approximately 13,000 kidney professionals from across the globe at Kidney Week 2018 in San Diego, CA. As the world's largest and most dynamic meeting of kidney professionals, participants share their work, learn about the latest advances in the field, develop new collaborations, and listen to provocative exchanges between leading experts. Join your colleagues, and be a part of this tremendous progress in the practice of nephrology.



### Who should attend?

- Physicians
- Researchers
- Nurses and Nurse Practitioners
- Pharmacists
- Medical and Other Trainees—including medical students, residents, graduate students, post-docs, and fellows
- Physician Assistants
- Other Health Care Professionals

For more than five decades, ASN Kidney Week serves as a major forum for the dissemination of advances in basic, clinical, and translational research, as well as clinical practice and patient care.

Some of the most dynamic and exciting work in our field centers around the vast potential of recent breakthroughs in basic science, clinical trials, and epidemiology, which will be highlighted at this year's ASN meeting. Be a part of this exclusive opportunity to connect peers and thought leaders from inside and outside the specialty.

# Plenary Sessions

Learn from these state-of-the-art lectures and hear from pioneers who inspire and challenge us each day.

## Thursday, October 25

### **Eric Betzig, PhD, Howard Hughes Medical Institute** **Imaging Cellular Structure and Dynamics from Molecules to Organisms**

Dr. Betzig obtained a Bachelor of Science degree in Physics from Caltech and a PhD in Applied Physics at Cornell. In 1988, he became a principal investigator at AT&T Bell Labs where he extended his thesis work on near-field optical microscopy, the first method to break the diffraction barrier. By 1993, he held a world record for data storage density and recorded the first super-resolution fluorescence images of cells as well as the first single molecule images at ambient temperature. Dr. Betzig eventually co-invented the super-resolution technique PALM with his best friend and Bell Labs colleague, Harald Hess. For this work, Dr. Betzig is co-recipient of the Nobel Prize in Chemistry 2014. Since 2005, he has been a Group Leader at the Janelia Research Campus, developing new optical imaging technologies for biology.



## Friday, October 26

### **Aviv Regev, PhD, Broad Institute**

Dr. Regev, a computational and systems biologist, is a professor of biology at MIT, a Howard Hughes Medical Institute Investigator, the Chair of the Faculty and the director of the Klarman Cell Observatory and Cell Circuits Program at the Broad Institute of MIT and Harvard, and co-chair of the organizing committee for the international Human Cell Atlas project. Regev is a recipient of the NIH Director's Pioneer Award, a Sloan fellowship from the Sloan Foundation, the Overton Prize from the International Society for Computational Biology (ISCB), the Earl and Thressa Stadtman Scholar Award from the American Society of Biochemistry and Molecular Biology, and the ISCB Innovator Award, and she is a ISCB Fellow (2016).



## Saturday, October 27

### **Griffin P. Rodgers, MD, National Institute of Diabetes, Digestive, and Kidney Diseases** **Sickle Cell Anemia: Yesterday, Today, and Tomorrow**

Dr. Rodgers was named the Director of NIDDK, one of the National Institutes of Health (NIH), on April 1, 2007. In this position, Dr. Rodgers provides scientific leadership and manages a staff of over 600 employees and a budget of ~\$2 billion. As a research investigator, Dr. Rodgers is widely recognized for his contributions to the development of the first effective—and FDA approved—therapy for sickle cell anemia. In addition, he and his collaborators have reported on a modified blood stem-cell transplant regimen that is highly effective in reversing sickle cell disease in adults and is associated with relatively low toxicity. He has been honored for his research with numerous awards including the Richard and Hinda Rosenthal Foundation Award, the Arthur S. Flemming Award, the Legacy of Leadership Award, and a Mastership from the American College of Physicians, among others.



## Sunday, October 28

### **Robert M. Califf, MD, Duke University** **Improving Health Outcomes in the Era of Data Ubiquity**

Dr. Califf is the Donald F. Fortin, MD, Professor of Cardiology. He is also Professor of Medicine in the Division of Cardiology and remains a practicing cardiologist. A nationally and internationally recognized expert in cardiovascular medicine, health outcomes research, health care quality, and clinical research, Dr. Califf has led many landmark clinical trials and is one of the most frequently cited authors in biomedical science, with more than 1,200 publications in the peer-reviewed literature. He has also led major initiatives aimed at improving methods and infrastructure for clinical research, including the Clinical Trials Transformation Initiative, a public-private partnership co-founded by the FDA and Duke. Dr. Califf served as the principal investigator for Duke's Clinical and Translational Science Award and the NIH Health Care Systems Research Collaboratory coordinating center and co-principal investigator of the Patient-Centered Outcomes Research Institute Network.



# Endowed and Special Lectureships

**Barry M. Brenner Endowed Lectureship** – Lawrence B. Holzman, MD, University of Pennsylvania, “Defining Structure Function Relationship in Glomerular Failure Across Disciplines and Diseases”

**Jack W. Coburn Endowed Lectureship** – Chou-Long Huang, MD, PhD, University of Iowa, “Cellular and Molecular Mechanisms of Action of Klotho”

**Robert W. Schrier Endowed Lectureship** – Terry J. Watnick, MD, University of Maryland, “Vascular Complications in ADPKD”

**Michelle P. Winn Endowed Lectureship** – Rachel Lennon, MBBS, PhD, University of Manchester, “Evolving Complexity of the Glomerular Basement Membrane”

**Celeste Castillo Lee Memorial Lectureship** – David M. White, KHI PFPC Chair, “Designing Innovative Alternatives to Renal Replacement Therapy: Patients as Partners”

## Learning Pathways

Learning pathways help you easily navigate the meeting based on your interests. Approximately 150 concurrent sessions provide a complete education for attendees. You’ll be able to choose from a broad range of topics so you can customize the learning you need.

- Acute Kidney Injury
- Bone and Mineral Metabolism
- Cell and Transport Physiology
- Chronic Kidney Disease
- Development and Pediatrics
- Diabetes and Metabolism
- Dialysis
- Genetic Diseases of the Kidney
- Glomerular Diseases
- Hypertension and CVD
- Pathology
- Transplantation and Immunology

## CME Credits—Annual Meeting

The American Society of Nephrology (ASN) is accredited by the Accreditation Council for Continuing Medical Education (ACCME) to provide continuing medical education for physicians.

This activity has been approved for *AMA PRA Category 1 Credit™*.

The American Academy of Physician Assistants accepts certificates of participation for educational activities certified for *AMA PRA Category 1 Credit™* from organizations accredited by ACCME or a recognized state medical society.

## CNE and CPE Credits—Annual Meeting



JOINTLY ACCREDITED PROVIDER™  
INTERPROFESSIONAL CONTINUING EDUCATION

In support of improving patient care, this activity has been planned and implemented by the University of Minnesota, Interprofessional Continuing Education and the American Society of Nephrology. University of Minnesota, Interprofessional Continuing Education is jointly accredited by the Accreditation Council for Continuing Medical Education (ACCME), the Accreditation Council for Pharmacy Education (ACPE), and the American Nurses Credentialing Center (ANCC), to provide continuing education for the healthcare team.



**KIDNEY WEEK IS A MUST FOR ALL NEPHROLOGISTS.** It's an opportunity to synthesize new knowledge, relearn older knowledge, and get inspired to keep contributing to this vibrant field. It's also a great opportunity to connect with colleagues.

Phyllis August, MD, MPH  
New York, NY

## Sampling of Kidney Week Concurrents

### Basic/Clinical Science Sessions

#### **ADPKD: Advances and Complications**

Despite the identification of the causal genes for ADPKD more than 2 decades ago, the molecular and cellular etiology of the disease remains incompletely understood. Recent studies shed light on the complexity of the disease, including genetic modifiers and extrarenal symptoms. Learn the latest developments and future directions of PKD research and treatment.

#### **Artificial Intelligence: Trends in Machine Learning Applied to Biomedical Research**

Machine learning approaches hold great promise for better diagnostic approaches, personalized medicine, drug development, smart electronic health records, radiology, and more. Discover computational approaches to distill complexity through analysis and modeling of large datasets.

#### **A Million Ways to Die in the Kidney**

AKI is characterized by injury to and the death of tubular cells. Examine recent insights into the various forms of cell death in AKI and their underlying mechanisms, which may open new therapeutic approaches for AKI.

#### **Best of ASN Journals: CJASN and JASN**

Hear about innovative clinical, translational, and basic research in nephrology and diverse, novel, and clinically applicable science across a variety of nephrology disciplines. This session features high-impact publications from 2018, including notable papers presented by authors and timed for online publication and press release.

#### **Beyond GFR: The Many Kidney Functions Impaired in CKD**

This session goes beyond glomerular filtration to highlight the many other functions of kidneys that can be impaired or lost with CKD.

#### **Conundrums in the Elderly Patient with ESRD**

Examine challenges in caring for elderly patients with ESRD, including ethical issues, management without dialysis, and dialysis withdrawal.

#### **Diabetic Kidney Disease: New Tricks for Old Targets**

Recent studies demonstrate that interventions targeting the innate immune system have unanticipated benefits in diabetic kidney disease. Understanding the molecular mechanisms underpinning such responses may provide novel insights into the pathogenesis of disease and therapeutic development.

#### **FGF-23, Phosphate, and Vitamin D: Pieces of a Challenging Puzzle**

Review determinants of FGF-23, vitamin D, and phosphate levels in patients with CKD. Experts also discuss different vitamin D assays and roles of FGF-23, vitamin D, and phosphate in CKD clinical outcomes.

#### **Getting on the Nerves: Mechanisms of Hypertension**

Evolving evidence is demonstrating how the nervous system affects BP control. Examine the brain-renin-angiotensin system axis in hypertension and neuro-immune pathways in hypertension, including the brain-spleen axis and the cholinergic anti-inflammatory pathways in autoimmune diseases. Kidney physiology after renal denervation also is discussed.

#### **Gut Microbiome and the Kidneys**

The gut is a unique biological niche that is host to an array of microbes that influence all aspects of biology. Explore new roles whereby the gut microbiome regulates a variety of biological processes relevant to patients with kidney diseases and how modulating the microbiome may ameliorate disease.

## **Improving Care for Vulnerable Patients**

Recent humanitarian crises have displaced millions of individuals seeking care for kidney diseases. Such care is fragmented in its delivery due to the varying policies within each nation and a changing political climate. No leading nephrology organization has a public position statement on the care of noncitizens with kidney diseases to help guide policy makers in determining how to extend RRT.

## **Iron in AKI: Friend or Foe**

Disordered iron homeostasis is a common feature of CKD, and iron is commonly used to treat anemia in this patient population. A growing body of literature has also recognized an important connection between iron and AKI. Iron and iron-induced reactive oxygen species have been implicated in the pathogenesis of AKI. However, other studies have suggested a protective role for iron in AKI. Review recent insights into the role of iron in AKI.

## **Keeping the Filter Tight: Mechanisms of Proteinuria**

A thorough understanding of the molecular determinants of proteinuria is essential to identify potential new drug targets to minimize protein loss in the urine. Genetic discovery and the application of techniques such as cryogenic electron microscopy and *in vivo* imaging have revolutionized our very recent understanding of the filtration barrier. Learn about cutting-edge research in glomerular structure, function, dynamics, and disease.

## **Key Role of the Thick Ascending Limb and Collecting Duct in Renal Ion Homeostasis**

Newly emerging ion transport and cell signaling mechanisms in the thick ascending limb and collecting ducts highlight the key role of these renal tubule segments in maintaining body fluid and electrolyte homeostasis and BP. Explore about recent advances in the regulatory and integrative aspects of renal transport physiology.

## **Kidney Precision Medicine**

The NIDDK Kidney Precision Medicine Project aims to ethically obtain and evaluate human kidney biopsies from participants with AKI or CKD, create a kidney tissue atlas, define disease subgroups, and identify critical cells, pathways, and targets for novel therapies. Hear about the project's goals, design, and methods.

## **Mitochondria and Metabolism in Diabetic Kidney Disease**

Mitochondria are critical to generating energy and maintaining homeostasis in the kidneys. Defects in mitochondrial function and impaired metabolic function contribute to the pathogenesis of diabetic kidney disease and provide opportunities for treatment. Examine pathways of mitochondrial and metabolic dysfunction that offer promise for developing new treatment paradigms in CKD.

## **Monitoring Kidney Diseases Around the World**

Discuss public health surveillance efforts dedicated to CKD in the United States and other countries. The general approach, findings related to specific measures such as national prevalence and awareness of CKD, methodologies, issues surrounding disparities, and implications for public policy are discussed. An international perspective provides comparisons with other existing CKD surveillance efforts worldwide.

## **Microvasculature in Kidney Development and Disease**

New research has brought novel insights into the significance of the vascular beds during kidney development and in disease states. As a result, new therapies are targeting the renal vasculature. Review the potential applications of such new therapies.

## **Nephrocalcinosis: New Insights into the Genetics and Pathophysiology**

Nephrocalcinosis is often identified in children incidentally or associated with polyuria or CKD. Increasingly, genetic causes of nephrocalcinosis are being identified that shed a light on renal physiology. Discover novel mechanisms of nephrocalcinosis and the role of genetic testing in diagnosis and management.

## **New Diabetes Drugs and the Kidneys: What Are the Mechanisms?**

Hear updates on the mechanisms through which new glucose-lowering drugs may prevent progressive kidney damage among patients with diabetes as well as the potential adverse effects of these drugs.

## **Old Cells in New Roles: Unusual Mechanisms in Kidney Remodeling**

Learn about the newly emerging roles of several classic renal cell types in totally new, nontraditional roles in nephron and kidney tissue remodeling.

## **Overcoming the Limits of Kidney Allograft Survival in the United States**

Despite impressive gains in short-term kidney transplant survival and improvements in rates of acute rejection, longer-term gains have remained elusive, underscoring the need to better understand the forces that determine chronic allograft survival.

## **Progress, Promise, and Pitfalls of Using Pluripotent Stem Cells to Study Kidney Biology and Diseases**

Advances in stem cell technologies, developmental biology, and engineering microphysiological devices have made it possible to generate kidney organoids from human-induced pluripotent or embryonic stem cells. These advances are particularly important in diseases such as congenital anomalies of the kidneys and lower urinary tract, AKI, CKD, and ESRD. Review the latest developments in the pluripotent stem cell field.

## **Systems Biology-Driven Biomarker Identification in Diabetic Kidney Disease: Still Learning**

The deficit of genetic and molecular biomarkers of susceptibility, disease progression, and dynamic response to intervention presents a major challenge in the management and treatment of diabetic kidney disease. Recent advances using systems-based approaches are beginning to provide insights into molecules that may not act solely as markers but may also inform disease pathogenesis and pathology.

## **Xenotransplantation: Ready for Prime Time?**

Major barriers have prevented the concept of xenotransplantation from being translated into clinical practice. These barriers include hyperacute rejection, transmission of viruses, and ethical considerations. Recent developments have significantly advanced the field of xenotransplantation and brought clinical trials a step or two closer.

## **Quality Is Job One: Improving Care for CKD and ESRD Patients**

Dialysis outcomes in the United States have been suboptimal. Quality improvement efforts within the CKD and ESRD population have lagged behind other areas of medicine and industry but hold great promise for improving outcomes and increasing patient satisfaction. Examine several aspects of quality improvement programs for CKD and ESRD patients.

## **Clinical Practice Sessions**

### **21st Century Killers: How Nephrologists Can Fight Back**

Review the incidence, prevalence, morbidity, and mortality of hepatitis C and multidrug-resistant organisms in dialysis patients. Explore treatment and screening options, pharmacology recommendations, and whether an antimicrobial stewardship program can be managed by a dialysis facility. Take a hard look at the ability of a dialysis facility medical director to function as described in the conditions for coverage and interpretive guidelines within a corporate structure.

### **A Day in the Life of the Onco-Nephrologist**



The nephrologist is an integral care provider for patients with cancer, becoming the “onco-nephrologist.” Anticancer drugs commonly cause kidney injury, with the immunotherapies and targeted therapies joining the ranks of conventional chemotherapeutic agents. Renal cell carcinoma is associated with AKI and CKD that needs nephrology follow-up in the clinic. The onco-nephrologist also must evaluate anticancer drug dosages in patients with CKD—not an easy task.

### **Changing Picture of Diabetic Kidney Disease and the Role of Kidney Biopsies**

Diabetic kidney disease is a very heterogeneous disease both histologically and in clinic presentation. Studies indicate that the variations in histological pathology may portend different clinical presentations and prognoses. Address the changing picture of this disease, clinical correlations with different histologic presentations, the renal pathology associated with obesity, and the long-term benefit of bariatric surgery on changing the clinical outcome.

### **Getting Stoned: Kidney Stone Disease**

Kidney stone formers tend to experience enhanced intestinal calcium absorption, increased urinary calcium excretion, and excessive bone mineral loss. Although direct actions of active vitamin D have been implicated in all of these processes, the effect of nutritional vitamin D use on calcium balance among stone formers is still not clear. In addition, the safety of nutritional vitamin D use in the stone-forming population is not established, considering the potential effect of its use on increasing urinary calcium levels.



## **Lupus Nephritis: Don't Mess with the Wolf!**

Lupus nephritis occurs in most patients with systemic lupus erythematosus, with 5%–20% developing ESRD despite appropriate treatment. Review proposed changes to the pathological classification of lupus nephritis, recent advances in randomized trials, and barriers to achieving remission.

## **Nephrology Quiz and Questionnaire 2018**

Hear a case presented by an expert, followed by several quiz questions for the audience. Topics include electrolytes, glomerulonephritis, transplantation, and RRT.

## **New ACC/AHA Hypertension Guideline: What Does It Mean for the Nephrologist?**

The new ACC/AHA Guideline for the Prevention, Detection, Evaluation, and Management of High Blood Pressure in Adults was released in November 2017. Nephrologists treat hypertension in their patients daily and receive referrals for complex hypertension in their role as hypertension experts. The new guideline includes substantial changes from previous guidelines.

## **Pediatric Today, Adult Tomorrow: Are We Prepared?**

Examine central pediatric nephrology issues that have the potential to affect the care of nephrology patients as they age.

## **Renal Biopsy: Clinical Correlations 2018**

This session includes complex renal biopsy cases presented by renal pathologists in a “mini” clinicopathologic conference with a nephrologist as the clinical discussant. Digital slides and case materials are available for review onsite in the Digital Microscopy Room with experienced renal pathologists available to review the cases and answer questions from attendees.

## **Translational Sessions**

### **Expanding Our Understanding of the Role of Complement in Renal Diseases**

As anticomplement therapeutics are incorporated into patient care, novel investigations have pointed toward a role for complement in a number of renal disease settings. Although this research is in its infancy and the role of complement is varied, emerging data suggest a role for complement activity in many aspects of renal diseases.

### **Personalizing CKD Care and Prevention: Lessons from the Genomics of Chronic Disease**

Precision medicine promises to transform patient care by best aligning treatment plans with a patient's unique biology. Review several key areas in precision medicine, covering topics such as genetics of common traits, gene-environment interactions, pharmacogenomics, and importance of diversity for precision medicine. Learn practical examples from established and emerging areas of precision medicine in chronic diseases including kidney diseases, CVD, and diabetes mellitus.

## **Special Sessions**

### **Developing Therapies That Matter Most to Patients: A Patient-Centered Approach to Innovation**

Developing new therapies is a long, costly, and somewhat inefficient process. Hear about opportunities to partner with patients and care partners along the total product life cycle continuum that will result in better product design, better clinical trial recruitment and retention, and more timely market adoption.

### **Kidney Health Initiative (KHI): Creating a Substrate for Change**

Hear a number of initiatives to facilitate the passage of drugs, devices, and biologics into the kidney disease area. These focus on the creation of a well-defined regulatory pathway for pediatric nephrology drugs/devices, collaborations with regulatory agencies to identify barriers to the introduction of new tunneled dialysis catheters and hemodiafiltration therapies, and projects that will describe clinical trial end points for IgA nephropathy and hyperoxaluria.

### **Reshaping Relationships and Transforming Care Delivery**

Changes in federal health policy are driving significant shifts in care delivery and the health care market landscape. Among the results of these changes is increasing consolidation among healthcare providers. Examine how this trend may affect patient care and the practice of medicine and forecasts potential future roles for the nephrologist in an increasingly consolidated and integrated system.

### **Value-Based Purchasing: Here Today...Vanishing Tomorrow?**

Changes in health care payment are moving an increasingly rapid pace. Although at this time last year, it appeared that value-based purchasing was here to stay, the future of “value over volume” is increasingly unclear. What can nephrologists expect in terms of how they will be paid and how their quality of care will be judged in the future? How will these changes affect care delivery paradigms for kidney patients in the future?

Visit [www.asn-online.org/KidneyWeek](http://www.asn-online.org/KidneyWeek) to see more sessions.



# Other Activities

## Welcome Reception


Attend the Welcome Reception at 6:30 p.m. on Thursday, October 25, 2018, for all Kidney Week participants in the exhibit hall. This celebratory event will provide participants with an additional time to meet other attendees, engage with exhibitors, and explore the exhibit hall.

## Abstracts and Posters

View thousands of abstracts and posters on numerous topics representing a variety of perspectives on kidney diseases, including basic, clinical, and translational science as well as epidemiology and public health research.

## High-Impact Clinical Trials Session

This high-profile session features clinical trials in nephrology that will inform future patient care.




## Scientific Exposition

A vital part of the Kidney Week educational experience is found on the scientific exposition floor. This unparalleled venue provides demonstrations of products and services that will enhance your understanding of the latest advancements in pharmaceuticals, devices, imaging, and services important to maintaining a state of the art lab and providing high-quality patient care. On the exposition hall floor, you can engage in peer-to-peer interactions with representatives and businesses that form an integral part of your day-to-day fight against kidney diseases.



## Career Fair

The ASN Career Fair offers an excellent opportunity to meet face-to-face with representatives of top employers in the nephrology field—all in one place.



## Communities Lounge

Enhance your Kidney Week experience by visiting the Communities Lounge. Connect with those working in your area of study or working in areas you want to know more about. The lounge is located in the exhibit hall and features:

- ASN Community Leaders
- Meeting Quads
- Central Connectivity Bar
- Relaxation Zone

## Exhibitor Spotlights

Two theaters in the exhibit hall spotlight industry's latest advances in nephrology practices, products, services, and technologies during 60-minute presentations (no continuing education credits). Seating is first-come, first-served and limited to 75 participants.

## Kidney Week On-Demand

This online program contains approximately 200 hours of Annual Meeting presentations and is included with your registration at no additional cost. View presenters' slides while listening to fully synchronized audio from your computer, tablet, or smartphone.



## Annual Meeting Registration Information

	ASN member†	Non-member	ASN Fellow-in-Training Member <i>(PhD/Post Doctorate Trainee)†</i>	ASN Student Member <i>(Undergraduate, Graduate, Medical, PhD, Resident)</i>
<b>Early</b>				
<b>June 6 – August 29</b>	\$475	\$845	\$225	\$0
<b>Advance</b>				
<b>August 30 – October 17</b>	\$550	\$945	\$275	\$0
<b>Onsite</b>				
<b>October 18 – 28</b>	\$650	\$1145	\$350	N/A

† ASN Member ID required. Your Member ID can be found on the label of your Kidney Week Preliminary Program, JASN, or by contacting ASN at email@asn-online.org.

\*\*\*Rates change at 11:59 pm EDT

### Not a member?

Membership in ASN is \$375. The difference between member and nonmember rates is \$370 for the early rate. By joining ASN, you will pay \$5 more to receive all member benefits, including complimentary access to journals, Kidney News, online communities, and self-assessment programs. **(After August 29, it is cheaper to become a ASN member than attend as a nonmember.)**

**To become a member of ASN, visit [www.asn-online.org/membership](http://www.asn-online.org/membership).**

### Registration Questions?

Please contact ASN Registration at [asnregistration@spargoinc.com](mailto:asnregistration@spargoinc.com), 866-849-8868 (inside the United States), 703-449-6418 (international) or via fax at 703-631-2971.

### Cancellation Policy

Cancellations requests must be submitted in writing and sent to [asnregistration@spargoinc.com](mailto:asnregistration@spargoinc.com). Cancellations will not be accepted by phone or onsite. Cancellations will be acknowledged by email. If you do not receive an acknowledgement within two weeks, please contact Customer Service at +1 (866) 849-8868 or International +1 (703) 449-6418 or by email at [asnregistration@spargoinc.com](mailto:asnregistration@spargoinc.com). \$125 cancellation fee will be assessed on cancellations received by August 29, 2018. After August 29, 2018, 100% cancellation fee will be assessed on ALL CANCELLATIONS. Refunds will NOT be given for no shows.

### Registration Badge

Your registration must be received by Wednesday, August 29, 2018 in order for your badge to be mailed in advance of Kidney Week. For registrations received after Wednesday, August 29, 2018, participants must pick up their badges at the registration counter onsite at the San Diego Convention Center.

## Early Programs

ASN Early Programs take place October 23-24, two days prior to the Annual Meeting. These programs offer the best opportunity to make the most of your time in San Diego, especially if you're traveling a long distance.

### Two Days (October 23–24, 2018)

- **Advances in Research Conference: Omics, Organoids, and Organs-on-Chips: Innovation through Collaboration** – Jonathan Himmelfarb, MD, FASN, Melissa H. Little, PhD
- **Critical Care Nephrology: 2018 Update** – Michael Heung, MD, MS, FASN, Jay L. Koyner, MD
- **Acid-Base, Fluid, and Electrolyte Balance Disorders: Challenging Issues for Clinicians** – Kianoush Kashani, MD, MS, FASN, Biff F. Palmer, MD, FASN
- **Fundamentals of Renal Pathology** – Charles E. Alpers, MD, Anthony Chang, MD, FASN, Mark Haas, MD, PhD
- **Glomerular Diseases Update 2018** – J. Ashley Jefferson, MD, FASN, Heather N. Reich, MD, PhD
- **Kidney Transplantation** – Fuad S. Shihab, MD, FASN, Alexander C. Wiseman, MD
- **Maintenance Dialysis** – Peter G. Blake, MBChB, Mark L. Unruh, MD, MS

### One Day (October 24, 2018)

- **Evaluation and Management of Kidney Stones** – David S. Goldfarb, MD, FASN, John C. Lieske, MD, FASN
- **Clinical Nephro-Pharmacology Across the Spectrum of Kidney Diseases** – Melanie S. Joy, PhD, PharmD, RPh, FASN, Thomas D. Nolin, PhD, PharmD, FASN, Wendy L. St. Peter, PharmD, FASN
- **Polycystic Kidney Disease: Translating Mechanisms into Therapy** – Michal Mrug, MD, Terry J. Watnick, MD

## Early Program Registration Information

### Two Days (Tuesday, October 23 – Wednesday, October 24)

	ASN member	Non-member	ASN Fellow-in-Training Member (PhD/Post Doctorate Trainee) ASN Student Member (Undergraduate, Graduate, Medical, PhD, Resident)
<b>Early June 6 – August 29</b>	\$520	\$795	\$245
<b>Advance August 30 – October 17</b>	\$595	\$895	\$320
<b>Onsite October 18 – 28</b>	\$695	\$1095	\$420

### One Day (Wednesday, October 24)

<b>June 6 – August 29</b>	\$270	\$475	\$180
<b>Advance August 30 – October 17</b>	\$345	\$575	\$205
<b>Onsite October 18 – 28</b>	\$445	\$775	\$305

### Fundamentals of Renal Pathology (Tuesday, October 23 – Wednesday, October 24)

<b>June 6 – August 29</b>	\$670	\$850	\$395
<b>Advance August 30 – October 17</b>	\$745	\$950	\$470
<b>Onsite October 18 – 28</b>	\$845	\$1150	\$570

\*\*\*Rates change at 11:59 pm EDT

# ASN KIDNEYWEEK<sup>®</sup>

San Diego, CA • Oct 23 – 28

1510 H Street, NW | Suite 800  
Washington, DC 20005  
www.asn-online.org

## Corporate Supporters

ASN gratefully acknowledges the Society's Diamond, Platinum, and Gold Corporate Supporters for their contributions in 2017.

### Diamond Level



### Platinum Level



### Gold Level

